

Print Form(s)

Return

Equity in Athletics 2008

Institution: Duke University (198419)

User ID: E81984191

Screening Questions

Please answer these questions carefully as your responses will determine which subsequent data entry screens are appropriate for your institution.

1. How will you report Operating Expenses (i.e., Game Day expenses)?

By Team

Per Participant

2. Select the type of varsity sports teams at your institution.

Men's Teams Only

Women's Teams Only

Both Men's Teams and Women's Teams

Men's Teams and Coed Teams

Women's Teams and Coed Teams

Men's Teams and Women's Teams and Coed Teams

Coed Teams Only

3. Do you have any assistant coaches?

Yes



Men's Teams



Women's Teams



Coed Teams

No

Institution: Duke University (198419)

User ID: E81984191

Sports Selection - Men's and Women's Teams

Select the varsity sports teams at your institution.

Sport	Men's	Women's	Sport	Men's	Women's
Archery	<input type="checkbox"/>	<input type="checkbox"/>	Badminton	<input type="checkbox"/>	<input type="checkbox"/>
Baseball	<input checked="" type="checkbox"/>	<input type="checkbox"/>	Basketball	<input checked="" type="checkbox"/>	<input checked="" type="checkbox"/>
Beach Volleyball	<input type="checkbox"/>	<input type="checkbox"/>	Bowling	<input type="checkbox"/>	<input type="checkbox"/>
Cross Country	<input type="checkbox"/>	<input type="checkbox"/>	Diving	<input type="checkbox"/>	<input type="checkbox"/>
Equestrian	<input type="checkbox"/>	<input type="checkbox"/>	Fencing	<input checked="" type="checkbox"/>	<input checked="" type="checkbox"/>
Field Hockey	<input type="checkbox"/>	<input checked="" type="checkbox"/>	Football	<input checked="" type="checkbox"/>	<input type="checkbox"/>
Golf	<input checked="" type="checkbox"/>	<input checked="" type="checkbox"/>	Gymnastics	<input type="checkbox"/>	<input type="checkbox"/>
Ice Hockey	<input type="checkbox"/>	<input type="checkbox"/>	Lacrosse	<input checked="" type="checkbox"/>	<input checked="" type="checkbox"/>
Rifle	<input type="checkbox"/>	<input type="checkbox"/>	Rodeo	<input type="checkbox"/>	<input type="checkbox"/>
Rowing	<input type="checkbox"/>	<input checked="" type="checkbox"/>	Sailing	<input type="checkbox"/>	<input type="checkbox"/>
Skiing	<input type="checkbox"/>	<input type="checkbox"/>	Soccer	<input checked="" type="checkbox"/>	<input checked="" type="checkbox"/>
Softball	<input type="checkbox"/>	<input type="checkbox"/>	Squash	<input type="checkbox"/>	<input type="checkbox"/>
Swimming	<input type="checkbox"/>	<input type="checkbox"/>	Swimming and Diving (combined)*	<input checked="" type="checkbox"/>	<input checked="" type="checkbox"/>
Synchronized Swimming	<input type="checkbox"/>	<input type="checkbox"/>	Table Tennis	<input type="checkbox"/>	<input type="checkbox"/>
Team Handball	<input type="checkbox"/>	<input type="checkbox"/>	Tennis	<input checked="" type="checkbox"/>	<input checked="" type="checkbox"/>
Track and Field (Indoor)	<input type="checkbox"/>	<input type="checkbox"/>	Track and Field (Outdoor)	<input type="checkbox"/>	<input type="checkbox"/>
Track and Field and Cross Country (combined) *	<input checked="" type="checkbox"/>	<input checked="" type="checkbox"/>	Volleyball	<input type="checkbox"/>	<input checked="" type="checkbox"/>
Water Polo	<input type="checkbox"/>	<input type="checkbox"/>	Weight Lifting	<input type="checkbox"/>	<input type="checkbox"/>
Wrestling	<input checked="" type="checkbox"/>	<input type="checkbox"/>	<u>Other Sports (Specify sports in the caveat box.)</u>	<input type="checkbox"/>	<input type="checkbox"/>

CAVEAT

* You may report data for track and field teams separately or in a combined manner (i.e., Track and Field and Cross Country (combined)) and data for Swimming and Diving teams separately or in a combined manner (i.e., Swimming and Diving (combined)).

Note: Dancing and Cheerleading are not reportable sports.

If after leaving this screen you return to it to add a sport, be sure to include associated data for that sport on subsequent screens. If you return to this screen to delete a sport, all associated data for that sport will be deleted from subsequent screens as well.

Institution: Duke University (198419)

User ID: E81984191


Athletics Participation - Men's and Women's Teams

Athletics Participation

Number of participants as of the day of the first scheduled contest

Varsity Teams	Men's Teams	Women's Teams
Baseball	29	
Basketball	13	12
Fencing	24	16
Field Hockey		20
Football	93	
Golf	14	7
Lacrosse	47	34
Rowing		45
Soccer	29	21
Swimming and Diving (combined)	31	27
Tennis	11	9
Track and Field and Cross Country (combined)	41	43
Volleyball		14
Wrestling	27	
Total Participants Men's and Women's Teams	359	248
Unduplicated Count of Participants (Number of individuals who participated on at least one varsity team.)	359	248

CAVEAT



Institution: Duke University (198419)

User ID: E81984191


Head Coaches - Men's Teams

Head Coaches - Men's Teams

A full-time head coach is an individual who coaches one team full-time and is a full-time employee of the school.

Varsity Teams	Male Head Coaches				Female Head Coaches				Total Head Coaches
	Full-Time Coaching Duties	Part-Time Coaching Duties	Full-Time University Employee	Part-Time University Employee or Volunteer	Full-Time Coaching Duties	Part-Time Coaching Duties	Full-Time University Employee	Part-Time University or Volunteer	
Baseball	1		1						1
Basketball	1		1						1
Fencing		1	1						1
Football	1		1						1
Golf	1		1						1
Lacrosse	1		1						1
Soccer	1		1						1
Swimming and Diving (combined)		1	1						1
Tennis	1		1						1
Track and Field and Cross Country (combined)	1		1						1
Wrestling	1		1						1
Coaching Position Totals	9	2	11	0	0	0	0	0	11

CAVEAT



Institution: Duke University (198419)

User ID: E81984191


Head Coaches - Women's Teams

Head Coaches - Women's Teams

A full-time head coach is an individual who coaches one team full-time and is a full-time employee of the school.

Varsity Teams	Male Head Coaches				Female Head Coaches				Total Head Coaches
	Full-Time Coaching Duties	Part-Time Coaching Duties	Full-Time University Employee	Part-Time University Employee or Volunteer	Full-Time Coaching Duties	Part-Time Coaching Duties	Full-Time University Employee	Part-Time University Employee or Volunteer	
Basketball	<input type="text"/>	<input type="text"/>	<input type="text"/>	<input type="text"/>	1	<input type="text"/>	1	<input type="text"/>	1
Fencing	<input type="text"/>	1	1	<input type="text"/>	<input type="text"/>	<input type="text"/>	<input type="text"/>	<input type="text"/>	1
Field Hockey	<input type="text"/>	<input type="text"/>	<input type="text"/>	<input type="text"/>	1	<input type="text"/>	1	<input type="text"/>	1
Golf	1	<input type="text"/>	1	<input type="text"/>	<input type="text"/>	<input type="text"/>	<input type="text"/>	<input type="text"/>	1
Lacrosse	<input type="text"/>	<input type="text"/>	<input type="text"/>	<input type="text"/>	1	<input type="text"/>	1	<input type="text"/>	1
Rowing	<input type="text"/>	<input type="text"/>	<input type="text"/>	<input type="text"/>	1	<input type="text"/>	1	<input type="text"/>	1
Soccer	1	<input type="text"/>	1	<input type="text"/>	<input type="text"/>	<input type="text"/>	<input type="text"/>	<input type="text"/>	1
Swimming and Diving (combined)	<input type="text"/>	1	1	<input type="text"/>	<input type="text"/>	<input type="text"/>	<input type="text"/>	<input type="text"/>	1
Tennis	1	<input type="text"/>	1	<input type="text"/>	<input type="text"/>	<input type="text"/>	<input type="text"/>	<input type="text"/>	1
Track and Field and Cross Country (combined)	1	<input type="text"/>	1	<input type="text"/>	<input type="text"/>	<input type="text"/>	<input type="text"/>	<input type="text"/>	1
Volleyball	<input type="text"/>	<input type="text"/>	<input type="text"/>	<input type="text"/>	1	<input type="text"/>	1	<input type="text"/>	1
Coaching Position Totals	4	2	6	0	5	0	5	0	11

CAVEAT



Institution: Duke University (198419)

User ID: E81984191

Head Coaches' Salaries - Men's and Women's Teams

Head Coaches' Salaries

Enter salaries and bonuses only. Do not include benefits on this screen. Do not include volunteer coaches in your calculations.

	Men's Teams	Women's Teams
Average Annual Institutional Salary per Head Coach	774,037	159,006
Number of Head Coaches Included in Average	11	11
Average Annual Institutional Salary per Full-time equivalent (FTE)	851,441	174,907
Number of Full-time equivalents (FTEs) Included in Average	10.00	10.00

CAVEAT

If the revenue sports in which market forces play a major role in determining salary levels (Mens' and Women's Basketball, Football) are subtracted, the average salary for head coaches of men's teams is \$79,867; the average salary for head coaches of women's teams is \$77,307.

Institution: Duke University (198419)

User ID: E81984191

Assistant Coaches - Men's Teams

Assistant Coaches - Men's Teams

A full-time assistant coach is an individual who coaches one team full-time and is a full-time employee of the school.

Varsity Teams	Male Assistant Coaches				Female Assistant Coaches				Total Assistant Coaches
	Full-Time Coaching Duties	Part-Time Coaching Duties	Full-Time University Employee	Part-Time University Employee or Volunteer	Full-Time Coaching Duties	Part-Time Coaching Duties	Full-Time University Employee	Part-Time University Employee or Volunteer	
Baseball	2		2						2
Basketball	3		3						3
Fencing		1	1						1
Football	9		9						9
Golf	1		1						1
Lacrosse	2		2						2
Soccer	2		2						2
Swimming and Diving (combined)		1	1			1	1		2
Tennis	1		1						1
Track and Field and Cross Country (combined)		1	1						1
Wrestling		2		2					2
Coaching Position Totals	20	5	23	2	0	1	1	0	26

CAVEAT

Institution: Duke University (198419)

User ID: E81984191


Assistant Coaches - Women's Teams

Assistant Coaches - Women's Teams

A full-time assistant coach is an individual who coaches one team full-time and is a full-time employee of the school.

Varsity Teams	Male Assistant Coaches				Female Assistant Coaches				Total Assistant Coaches
	Full-Time Coaching Duties	Part-Time Coaching Duties	Full-Time University Employee	Part-Time University Employee or Volunteer	Full-Time Coaching Duties	Part-Time Coaching Duties	Full-Time University Employee	Part-Time University Employee or Volunteer	
Basketball	1		1		2		2		3
Fencing									0
Field Hockey	1		1		1		1		2
Golf					1		1		1
Lacrosse	1		1		1		1		2
Rowing	1		1		1		1		2
Soccer	1		1			1		1	2
Swimming and Diving (combined)		1	1			1	1		2
Tennis					1		1		1
Track and Field and Cross Country (combined)		2	2		1	1	2		4
Volleyball	1		1		1		1		2
Coaching Position Totals	6	3	9	0	9	3	11	1	21

CAVEAT



Institution: Duke University (198419)

User ID: E81984191

Assistant Coaches' Salaries - Men's and Women's Teams

Assistant Coaches' Salaries

Enter salaries and bonuses only. Do not include benefits on this screen. Do not include volunteer assistant coaches in your calculations.

	Men's Teams	Women's Teams
Average Annual Institutional Salary per Assistant Coach	108,983	41,130
Number of Assistant Coaches Included in Average	26	21
Average Annual Institutional Salary per Full-time equivalent (FTE)	125,936	49,356
Number of Full-time equivalents (FTEs) Included in Average	22.50	17.50

CAVEAT

Again, if salaries in the revenue sports most powerfully affected by market forces (Men's and Women's Basketball, Football) are subtracted, the average salary for assistant coaches of men's teams is \$22,217; the average salary of coaches of women's teams is \$31,918.

Institution: Duke University (198419)

User ID: E81984191

Athletically Related Student Aid - Men's and Women's Teams

Athletically Related Student Aid

Athletically Related Student Aid should also be included on the Revenues and Expenses screens for the teams to which it applies. If you do not have any aid to report, enter a 0.

	Men's Teams	Women's Teams	Total
Total	7,974,573	5,068,437	13,043,010
Ratio (percent)	61	39	100%

CAVEAT

Institution: Duke University (198419)

User ID: E81984191

Total Revenues - Men's and Women's Teams

Revenues by Team

The amount entered on the *Athletically Related Student Aid* screen must also be included in the revenues for the teams to which it applies. Do not include revenues for capital expenditures or debt service. Click on "[Click here for screen instructions](#)" for detailed information about other revenues to include.

Varsity Teams	Men's Teams	Women's Teams	Total
Basketball	15,903,075	701,640	16,604,715
Football	10,211,591		10,211,591
Baseball	152,502		152,502
Fencing	11,316	11,314	22,630
Field Hockey		33,941	33,941
Golf	73,661	69,715	143,376
Lacrosse	105,762	34,717	140,479
Rowing		33,712	33,712
Soccer	88,691	35,088	123,779
Swimming and Diving (combined)	25,334	25,331	50,665
Tennis	78,227	23,303	101,530
Track and Field and Cross Country (combined)	126,666	90,904	217,570
Volleyball		29,700	29,700
Wrestling	110,990		110,990
Total Revenues of all Sports, Except Football and Basketball, Combined	773,149	387,725	1,160,874
Total Revenues Men's and Women's Teams	26,887,815	1,089,365	27,977,180
Not Allocated by Gender/Sport			39,843,155
Grand Total for all Teams (includes by team and not allocated by gender/sport)			67,820,335

CAVEAT

The revenue figure "not allocated by sport" includes an adjustment of \$20,677 to balance revenues and expenses and therefore to satisfy the requirements of this reporting instrument.

Institution: Duke University (198419)

User ID: E81984191

Recruiting Expenses - Men's and Women's Teams

Recruiting Expenses

Recruiting Expenses should also be included on the Expenses screen for the teams to which the Expenses apply.

	Men's Teams	Women's Teams	Total
Total	1,231,533	329,296	1,560,829

CAVEAT

These raw figures reflect the impact of the escalation of recruiting costs in the revenue sports (Men's and Women's Basketball, Football) on the total recruiting budget for all 26 programs. In the non-revenue sports alone, however, total recruiting expenses were \$179,885 for men's teams and \$216,446 for women's teams.

Institution: Duke University (198419)

User ID: E81984191

Operating Expenses (i.e., Game-Day Expenses) - Men's and Women's Teams by Team

Operating Expenses by Team

Operating Expenses consist of game-day expenses only. You must include your operating expenses on the Total Expenses screen as well.

Varsity Teams	Men's Teams			Women's Teams			Total Operating Expenses
	Participants	Operating Expenses per Participant	By Team	Participants	Operating Expenses per Participant	By Team	
Basketball	13	68,346	888,504	12	19,030	228,359	1,116,863
Football	93	6,561	610,189				610,189
Baseball	29	1,614	46,803				46,803
Fencing	24	192	4,603	16	192	3,076	7,679
Field Hockey				20	785	15,707	15,707
Golf	14	786	11,000	7	72	501	11,501
Lacrosse	47	1,172	55,093	34	662	22,510	77,603
Rowing				45	107	4,817	4,817
Soccer	29	1,285	37,256	21	1,397	29,330	66,586
Swimming and Diving (combined)	31	39	1,200	27	44	1,200	2,400
Tennis	11	1,442	15,865	9	1,373	12,361	28,226
Track and Field and Cross Country (combined)	41	717	29,390	43	683	29,390	58,780
Volleyball				14	1,723	24,116	24,116
Wrestling	27	72	1,936				1,936
Total Operating Expenses Men's and Women's Teams	359		1,701,839	248		371,367	2,073,206

CAVEAT

Women's golf did not host a tournament in 2006-07 and therefore did not incur any game day expenses. The \$501 figure is entered here solely to comply with the requirements of this survey instrument.

Institution: Duke University (198419)

User ID: E81984191

Total Expenses - Men's and Women's Teams

Expenses by Team

The amounts entered on the Athletically Related Student Aid, Operating Expenses, and Recruiting Expenses screens must also be included in the expenses for the teams to which they apply. Do not include capital expenditures or debt service. Click on "Click here for screen instructions" for detailed information about other expenses to include.

Varsity Teams	Men's Teams	Women's Teams	Total
Basketball	15,047,984	3,584,821	18,632,805
Football	14,092,574		14,092,574
Baseball	1,031,034		1,031,034
Fencing	76,217	81,329	157,546
Field Hockey		958,809	958,809
Golf	608,345	600,031	1,208,376
Lacrosse	1,467,346	1,119,056	2,586,402
Rowing		1,245,571	1,245,571
Soccer	1,000,717	1,025,546	2,026,263
Swimming and Diving (combined)	143,703	175,293	318,996
Tennis	529,390	739,538	1,268,928
Track and Field and Cross Country (combined)	530,331	1,048,163	1,578,494
Volleyball		1,046,521	1,046,521
Wrestling	214,983		214,983
Total Expenses of all Sports, Except Football and Basketball, Combined	5,602,066	8,039,857	13,641,923
Total Expenses Men's and Women's Teams	34,742,624	11,624,678	46,367,302
Not Allocated by Gender/Sport			21,453,032
Grand Total Expenses			67,820,334

CAVEAT

Institution: Duke University (198419)

User ID: E81984191

Revenues & Expenses Summary

Revenues and Expenses Summary

Grand Total Revenues	67,820,335
Grand Total Expenses	67,820,334

Please review this screen carefully. **The amount of Grand Total Revenues must be equal to or greater than the amount of Grand Total Expenses** before you can lock your survey data. If it is not, you must go back and correct the amounts you entered on the Total Revenues and/or Total Expenses screen(s).

Remember that your **Total Revenues** and **Total Expenses** screens must include amounts you entered on some of the other screens. That is:

- The amount you entered on the Athletically Related Student Aid screen must be included with all of your other revenues (budget, ticket sales, etc.) on the **Total Revenues** screen. For detailed information on what to include in Total Revenues, click on 'Click here for screen instructions' on the Total Revenues screen.
- The amount you entered on the Operating Expenses, Recruiting Expenses, and Athletically Related Student Aid screens must be included with all of your other expenses (salaries and benefits, equipment, etc.) on the **Total Expenses** screen. For detailed information about what to include in Total Expenses, click on 'Click here for screen instructions' on the Total Expenses screen.

To return to the data entry screens to make corrections, click on the link in the menu on the left of this screen.

To proceed to the Supplemental Information screen, click on that link in the menu or click on the 'Next' button on the bottom of this screen.
